



National Poison Prevention Week ***March 14-20, 2010***

What is National Poison Prevention Week?










In September 1961, President Kennedy designated the third week of March as National Poison Prevention Week (NPPW). During NPPW, the Maryland Poison Center and other organizations around the nation coordinate activities to increase awareness of the dangers of unintentional poisoning and teach about poison prevention.

Does NPPW have a theme?

This year there are two themes: "Poisonings Span a Lifetime" and "Children Act Fast, So Do Poisons".

What activities can I do for NPPW?

The Maryland Poison Center coordinates statewide NPPW activities and distributes materials. To order materials, go to www.mdpoison.com and click on "Order Educational Materials" or call Angel Bivens at (410) 563-5584 for more information. Below are some suggested activities for NPPW:

-  Create a committee of coworkers and/or local citizens to promote NPPW.
-  Conduct poison prevention programs! NPPW is a busy time for program requests.
-  Distribute poison prevention information, magnets, telephone stickers and Mr. Yuk stickers.
-  Develop and distribute your own poison safety information, such as brochures and magnets.
-  Set up a display or bulletin board on poison prevention, poisonous plants, Mr. Yuk or look-alikes.
-  Put an advertisement in the local newspaper promoting NPPW.
-  Publicize poison prevention information in a company or community newsletter or e-mail list. Newsletters are a great way to promote poison awareness! Attach the Poison Safety Checklist found on the Maryland Poison Center website (<http://www.mdpoison.com/education/poisoninformation.html>)
-  Hand out a poison quiz. Offer a prize to the person with the most correct answers.
-  Work with a pharmacy to collect and discard expired medications. Offer coupons for goods or services in return.

- X-0 Perform a puppet show at a child care center.
- X-0 Develop and distribute bookmarks with poison prevention messages. Distribute them through schools, clinics or libraries.
- X-0 Organize a poster contest at a local school or school system. Children love to draw pictures of their favorite poison concept such as "What is a poison?", "Poison Safety Rules" and "Children Act Fast...So Do Poisons!".
- X-0 Check that every phone at your workplace has a poison center telephone sticker on it.
- X-0 Include a NPPW message in with employee's paychecks.
- X-0 Include poison prevention information in baby-sitting courses. These courses are often taught by hospitals, health departments and schools.
- X-0 Give poison prevention kits to maternity patients or to mothers at well-baby check-ups.
- X-0 Ask local government officials to issue a proclamation for NPPW in your county.
- X-0 Make a monetary contribution to the Maryland Poison Center. The poison center depends on your support to assure that this invaluable community service can continue to save lives. If you would like to make a contribution, send a check or money order made out to *UMBF-Poison* and send it to:

**Maryland Poison Center
220 Arch St., Office Level 1
Baltimore, MD 21201**